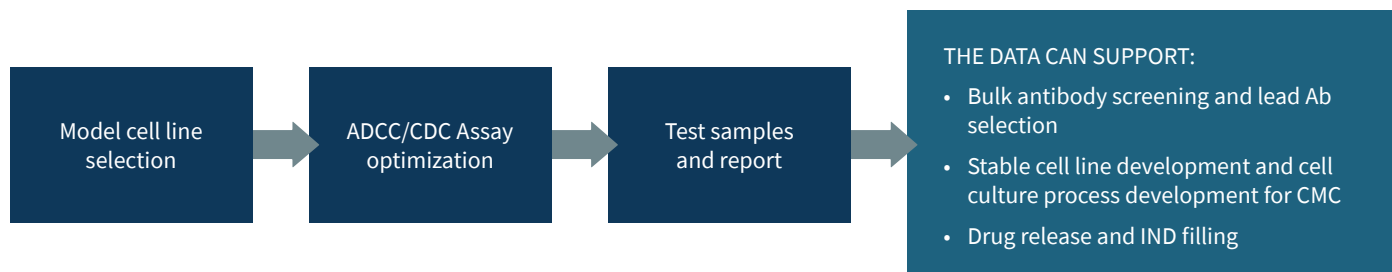


ADCC/CDC ASSAY



Key Feature's of the Chempartner ADCC/CDC Assay

- Stable NK92-CD16A cell line as ADCC effector cells or provide repeatable data
- Target cell labeling techniques to ensure detection of target cell-specific cytotoxicity
- Effective strategy to select model cell lines and optimize ADCC/CDC assay for new targets
- Antibody engineering techniques to enhance ADCC/CDC effect
- Established ADCC format including but not limited to CD20, Her2, EGFR, and CD52
- Fc receptor and C1q binding confirmation by Biacore or FACS

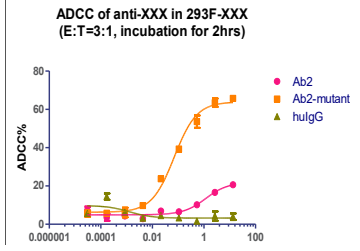
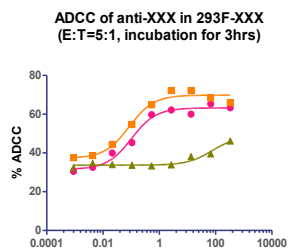
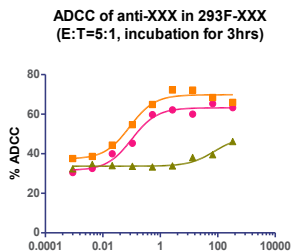
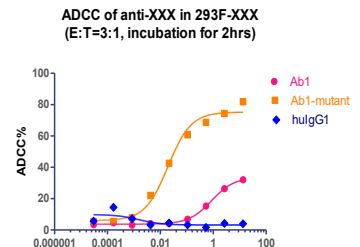
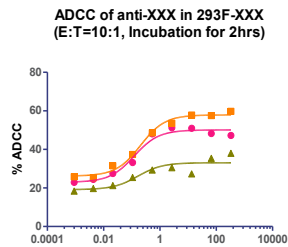
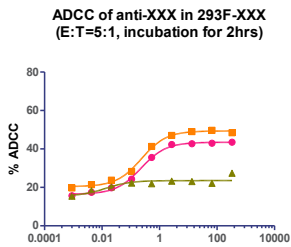
Model Cell Line Selection

Cell line	Target protein expression level (FACS MFI)	Fc receptor expression level (FACS MFI)	Selection priority for ADCC assay
293F-XXX	6,769	32	1
OCI-AML-1	2,620	93	2
SK-MEL-28	1,427	56	2
MV-4-11	3,176	1,542	3
HL-60	825	419	3
THP-1	1,213	7,226	4

CASE STUDY I: Establish ADCC Assay for a New Target XXX

Assay Optimization: Effect to Target Cell Ratio and Incubation Time

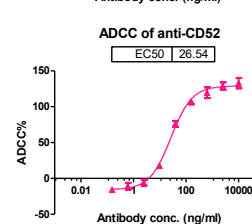
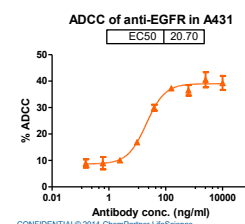
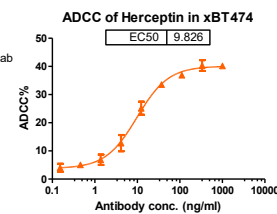
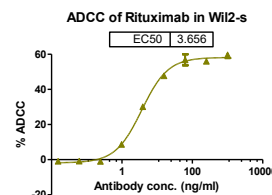
AB Engineering to Enhance ADCC Effect



CASE STUDY II: Established ADCC Assay

Success in several targets, including but not limited to:

- CD20
- HER2
- EGFR
- CD52



CONFIDENTIAL © 2014 ChemPartner LifeSciences